

Fighting hunger and poverty in northeast North Carolina

Serving Beaufort, Bertie, Camden, Chowan, Currituck, Dare, Gates, Hertford, Hyde, Martin, Northampton, Pasquotank, Perquimans, Tyrrell and Washington Counties.

SNAP APPROPRIATION EXPENDITURE REPORT FY 2011/2012 NOVEMBER 28, 2012

**LIZ REASONER
EXECUTIVE DIRECTOR
252.335.4035 x110**


lreasoner@feedingamerica.org

Board of Directors: Scott Helt- *President*, Michele Scott- *Vice President*, Mark B. Campbell- *Treasurer*, Margaret Young, Ph.D.- *Secretary*
Cotrisha Aycock, Maureen Donnelly, Phil Dowdy, Trish Fecker, Shawn Helton, Robert Justiss, Deb Perkins, Thomas Quance, Alberto Valderrama



P.O. Box 1704 Elizabeth City, NC 27906-1704 | P:252.335.4035 | F:252.335.4797 | www.afoodbank.org





Fighting hunger and poverty in northeast North Carolina

Serving Beaufort, Bertie, Camden, Chowan, Currituck, Dare, Gates, Hertford, Hyde, Martin, Northampton, Pasquotank, Perquimans, Tyrrell and Washington Counties.

The Food Bank of the Albemarle serves a fifteen county region that makes up northeast North Carolina. The mission of the Food Bank is to fight hunger and poverty in northeast North Carolina. Our vision is that our communities are hunger free. We are a regional clearinghouse for the collection and distribution of food and grocery items to non-profit and faith-based organizations for their food programs and to eligible individuals for their food needs. We are able to receive, stage, and store large quantities of food. This food is then distributed to the hungry in fifteen northeast North Carolina counties through our partner agencies. Since 1984, the Food Bank has been a member of the national network of Food Banks called Feeding America (originally America's Second Harvest).

The Food Bank of the Albemarle is a private, 501(c)3 non-profit organization incorporated in the state of North Carolina. An uncompensated Board of Directors governs the organization. Our board is comprised of civic and business leaders from throughout our service territory. The Executive Director leads the organization, oversees its activities and answers to the Board of Directors.

Across the more than 6,000 square miles served by the Food Bank of the Albemarle, we work in partnership with 130 non-profit member agencies. These agencies include food pantries, soup kitchens, day care centers, juvenile and senior citizen residential programs, and shelters. These partner agencies put the food into the hands of the hungry in our communities. Either these agencies pick up food from our warehouse in Elizabeth City or we deliver it to them for distribution to the hungry men, women, and children in their communities. In addition to these programs, we provide food to our most under- and un-served clientele via the Mobile Food Pantry. This program operates in areas where a traditional pantry is not available to help those in need of food assistance.

For Fiscal Year 2011/12, Food Bank of the Albemarle's share of the legislative appropriation was \$961,666. The appropriation was larger than in years prior and the funds enabled us to provide food to even more of the hungry families and individuals throughout our fifteen county service area. Using these funds from the legislature, we were able to secure 1,285,276 pounds of food for our clients. Those pounds represent a 54% increase in SNAP product that went to hungry families here in northeast NC. We distributed the food via our participating, partner agencies in the manner described above. Please refer to the attached table for detailed information on the breakdown of our clients served and use of state funds.

The Food Bank of the Albemarle is a member of Feeding America, the largest domestic hunger relief organization and a national network of more than 200 food banks. We, in turn, have partner agencies that distribute food to clients. Each participating agency is bound, contractually, to adhere to rigorous standards for food safety. Agencies are required to screen clients for eligibility. They also receive Federal Civil Rights training, to ensure non-discriminatory practices. Further, we inspect our agencies at regular intervals to ensure compliance with Federal, state and Feeding America standards. Noncompliance can lead to revocation of an agency's participation agreement with the Food Bank of the Albemarle.

The Food Bank of the Albemarle, in FY10/11 and FY11/12, has raised enough money in private funding to cover the 10% match required for our appropriation. Our sources include private donations received through direct contact solicitations, direct mail campaigns, private grants, United Way participation and special events. Please see the attached table for details about our revenue sources. The Food Bank also has audited financial statements and IRS Form 990's for the past two fiscal years available at your request.

Board of Directors: Scott Helt- President, Michele Scott- Vice President, Mark B. Campbell- Treasurer, Margaret Young, Ph.D.- Secretary
Cotrisha Aycock, Maureen Donnelly, Phil Dowdy, Trish Fecker, Shawn Helton, Robert Justiss, Deb Perkins, Thomas Quance, Alberto Valderrama



Public Support and Revenue	2011/2012 Approved	Recommended change by line	2011/2012 Amendment to Revenue
Direct Public Support			
Individual Donors	\$ 94,500.00	\$ -	\$ 94,500.00
Business Donors	\$ 13,000.00	\$ -	\$ 13,000.00
Church Donors	\$ 17,000.00	\$ -	\$ 17,000.00
Organization Donors	\$ 10,000.00	\$ -	\$ 10,000.00
Total Direct Public Support	\$ 134,500.00	\$ -	\$ 134,500.00
Annual Appeals			
<i>Thanksgiving Appeal - Direct Mail</i>	\$ 17,500.00	\$ 12,400.00	\$ 29,900.00
Christmas Appeal - Direct Mail	\$ 60,000.00	\$ (11,200.00)	\$ 48,800.00
Hunger Hurts Appeal - Insert	\$ 6,000.00	\$ (6,000.00)	\$ -
Total Annual Appeals	\$ 83,500.00	\$ (4,800.00)	\$ 78,700.00
Special Events			
<i>SE, Dine Out</i>	\$ 12,500.00	\$ 1,300.00	\$ 13,800.00
SE, Walk for Hunger	\$ 40,000.00	\$ -	\$ 40,000.00
Total Special Events	\$ 52,500.00	\$ 1,300.00	\$ 53,800.00
Agency Fees & Purchases			
WH Handling/Delivery/Annual Fees	\$ 239,000.00	\$ -	\$ 239,000.00
Coop Buying/Wholesale Food Purchases	\$ 121,000.00	\$ -	\$ 121,000.00
Total Agency Fees & Purchases	\$ 360,000.00	\$ -	\$ 360,000.00
Grants & Appropriations			
Grants, Foundations	\$ 87,015.00	\$ 20,000.00	\$ 107,015.00
Settlements (MOVED TO STATE AWARDS)		\$ -	\$ -
County Appropriations	\$ 13,500.00	\$ -	\$ 13,500.00
City Grants & Appropriations	\$ 5,000.00	\$ -	\$ 5,000.00
FNS Outreach Reimbursement	\$ 15,903.00	\$ (4,903.00)	\$ 11,000.00
Total Grants & Appropriations	\$ 121,418.00	\$ 15,097.00	\$ 136,515.00
United Way Allocations			
UW, Albemarle Area	\$ 28,000.00	\$ -	\$ 28,000.00
UW, Martin County	\$ 3,000.00	\$ -	\$ 3,000.00
UW, United Way of America	\$ 2,470.00	\$ -	\$ 2,470.00
Combined Federal Campaign	\$ 8,500.00	\$ -	\$ 8,500.00
UW, Beaufort County	\$ 14,500.00	\$ -	\$ 14,500.00
Total United Way Allocations	\$ 56,470.00	\$ -	\$ 56,470.00
Miscellaneous			
Interest Income	\$ 1,000.00	\$ (400.00)	\$ 600.00
Misc. Income	\$ 1,500.00	\$ (1,000.00)	\$ 500.00
Sales Tax Reimbursement	\$ 2,800.00	\$ -	\$ 2,800.00
Small Business Health Care Tax Credit	\$ 10,973.00	\$ (4,500.00)	\$ 6,473.00
Total Miscellaneous	\$ 16,273.00	\$ (5,900.00)	\$ 10,373.00
Federal Awards			
Emergency Food and Shelter Program	\$ 16,000.00	\$ (7,262.00)	\$ 8,738.00
TEFAP Commodity Distribution	\$ 24,000.00	\$ 32,700.00	\$ 56,700.00
CACFP After School Meal Program	\$ 15,000.00	\$ -	\$ 15,000.00
Total Federal Awards	\$ 55,000.00	\$ 25,438.00	\$ 80,438.00
State Awards			
Settlement AG	\$ 24,810.00	\$ -	\$ 24,810.00
SNAP Food Purchases	\$ 333,334.00	\$ 628,800.00	\$ 962,134.00
Total State Awards	\$ 358,144.00	\$ 628,800.00	\$ 986,944.00
Suta Debit/Transfer inot operating Savings debit/transfer into operating	\$ 49,600.00	\$ -	\$ 49,600.00
TOTAL PUBLIC SUPPORT & REVENUES	\$ 1,287,405.00	\$ 659,935.00	\$ 1,947,340.00

Expenses	2011/2012 Approved	net change Increased by SNAP Portion.	2011/2012 Amended Expenses Effective 1/1/12
Expenses - Staff			
Staff, Salaries	\$ 416,671.00	\$ 22,969.00	\$ 439,640.00
Staff, Health Insurance	\$ 78,002.00	\$ -	\$ 78,002.00
Payroll Tax Expense	\$ 31,875.00	\$ 1,757.00	\$ 33,632.00
SUTA Tax Expense	\$ 4,167.00	\$ 229.00	\$ 4,396.00
Staff, Workers Compensation	\$ 7,500.00	\$ -	\$ 7,500.00
Meetings/Training	\$ 4,000.00	\$ 3,500.00	\$ 7,500.00
Inmate Transportation	\$ 12,000.00		\$ 12,000.00
Mileage Reimbursement	\$ 3,080.00		\$ 3,080.00
Staff, Shirt & Safety Shoes	\$ 2,200.00	\$ 1,500.00	\$ 3,700.00
Payroll Processing	\$ 2,200.00	\$ 330.00	\$ 2,530.00
Total Expenses - Staff	\$ 561,695.00	\$ 30,285.00	\$ 591,980.00
Expenses - Equipment			
OPS Equip. Repair/Maint.	\$ 4,000.00	\$ 1,200.00	\$ 5,200.00
OPS Equip. Purchases	\$ 3,000.00	\$ 900.00	\$ 3,900.00
IT Equip. Rental	\$ 5,040.00	\$ -	\$ 5,040.00
IT Equip, Hardware and Software	\$ 11,000.00	\$ 1,000.00	\$ 12,000.00
IT Equip. Repair/Maint.	\$ 7,200.00	\$ 900.00	\$ 8,100.00
Total Expenses - Equipment	\$ 30,240.00	\$ 4,000.00	\$ 34,240.00
Expenses - Vehicles			
Vehicle Insurance	\$ 4,700.00	\$ 1,410.00	\$ 6,110.00
Vehicle License and taxes	\$ 2,500.00	\$ 750.00	\$ 3,250.00
Vehicle Gas & Oil	\$ 60,000.00	\$ 8,500.00	\$ 68,500.00
Vehicle Repair/Maintenance	\$ 15,000.00	\$ 5,000.00	\$ 20,000.00
Program, Freight	\$ 20,000.00	\$ 25,000.00	\$ 45,000.00
Vehicle Rental	\$ 2,000.00		\$ 2,000.00
Vehicle Purchase	\$ 42,600.00		\$ 42,600.00
Total Expenses - Vehicles	\$ 146,800.00	\$ 40,660.00	\$ 187,460.00
Expenses - Building			
Building Loan Payment	\$ 29,412.00	\$ 1,788.00	\$ 31,200.00
Building Maintenance	\$ 13,000.00		\$ 13,000.00
Building Supplies	\$ 3,500.00	\$ 1,050.00	\$ 4,550.00
Building Insurance	\$ 8,600.00	\$ 1,500.00	\$ 10,100.00
Building Pest Control	\$ 1,500.00	\$ -	\$ 1,500.00
Building - Lawn Care	\$ 2,000.00	\$ 800.00	\$ 2,800.00
Trash	\$ 4,500.00	\$ -	\$ 4,500.00
Utilities/Propane Gas/Electric	\$ 23,000.00	\$ 2,300.00	\$ 25,300.00
Telephone	\$ 6,500.00	\$ -	\$ 6,500.00
Miscellaneous	\$ -	\$ -	\$ -
Supply - Office Furnishings	\$ 650.00	\$ -	\$ 650.00
Total Expenses - Building	\$ 92,662.00	\$ 7,438.00	\$ 100,100.00
Expenses - Supplies			
Supply, Office	\$ 9,000.00	\$ 1,820.00	\$ 10,820.00
Supply, Printing	\$ 6,000.00	\$ 500.00	\$ 6,500.00
Supply, Postage	\$ 9,000.00	\$ 4,100.00	\$ 13,100.00
Subscriptions	\$ 500.00	\$ -	\$ 500.00
Supply other	\$ 800.00	\$ -	\$ 800.00
Non-food Supply ASP	\$ 250.00		\$ 250.00
Total Expenses - Supplies	\$ 25,550.00	\$ 6,420.00	\$ 31,970.00
Expenses - Special Event			
Special Event Advertising	\$ 2,000.00	\$ -	\$ 2,000.00
Spec Event Supplies & Direct Cost	\$ 2,500.00	\$ 1,000.00	\$ 3,500.00
Media (web) & Education (static displays)	\$ 2,000.00	\$ 1,500.00	\$ 3,500.00
Total Expenses - Special Event	\$ 6,500.00	\$ 2,500.00	\$ 9,000.00

Expenses - Other			
Volunteer Appreciation	\$ 800.00	\$ -	\$ 800.00
Director & Officers Insurance	\$ 1,300.00	\$ -	\$ 1,300.00
Sales Tax	\$ 3,750.00	\$ -	\$ 3,750.00
Professional Fees (Audit)	\$ 6,000.00	\$ 350.00	\$ 6,350.00
NCAFAFB	\$ 12,200.00	\$ 6,000.00	\$ 18,200.00
Bank Service Charges, C & P, late fees	\$ 750.00	\$ 1,350.00	\$ 2,100.00
Dues	\$ 1,000.00	\$ -	\$ 1,000.00
Interest Expenses	\$ 500.00	\$ 500.00	\$ 1,000.00
Feeding America Fee	\$ 3,460.00	\$ -	\$ 3,460.00
Brokerage Fees	\$ 450.00	\$ -	\$ 450.00
Branding		\$ 15,000.00	\$ 15,000.00
Property Tax	\$ 300.00	\$ -	\$ 300.00
Total Expenses - Other	\$ 30,510.00	\$ 23,200.00	\$ 53,710.00
Expenses - Food Purchases			
Food Purchases SNAP	\$ 280,000.00	\$ 538,094.00	\$ 818,094.00
Agency Food Purchases	\$ 110,000.00	\$ -	\$ 110,000.00
CACFP Food Purchases	\$ -	\$ -	\$ -
VAP	\$ 1,300.00	\$ -	\$ 1,300.00
Total Expenses - Food Purchases	\$ 391,300.00	\$ 538,094.00	\$ 929,394.00
TOTAL EXPENSES	\$ 1,285,257.00	\$ 652,597.00	\$ 1,937,854.00
		(deficit)/reserve	\$ 9,486.00

SNAP DOLLARS

Racial Composition of Clients (% of State Funds)*

\$	961,666.00	
White	\$ 387,551.40	40.30%
African American	\$ 323,119.78	33.60%
Hispanic/Latino	\$ 197,141.53	20.50%
Native American	\$ 37,504.97	3.90%
Asian	\$ 11,539.99	1.20%
Other	\$ 4,808.33	0.50%
	\$ 961,666.00	100.00%

SNAP LBS

Racial Composition of Clients (% of SNAP LBS)*

	1,285,276	
White	517,966.23	40.30%
African American	431,852.74	33.60%
Hispanic/Latino	263,481.58	20.50%
Native American	50,125.76	3.90%
Asian	15,423.31	1.20%
Other	6,426.38	0.50%
	1,285,276.00	100.00%

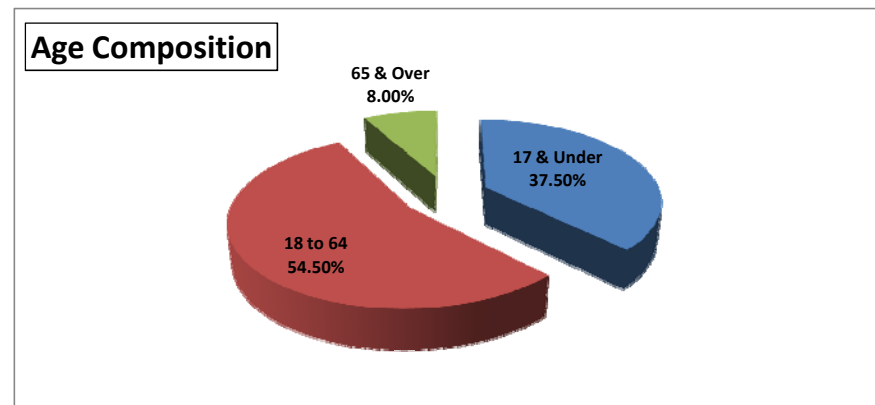
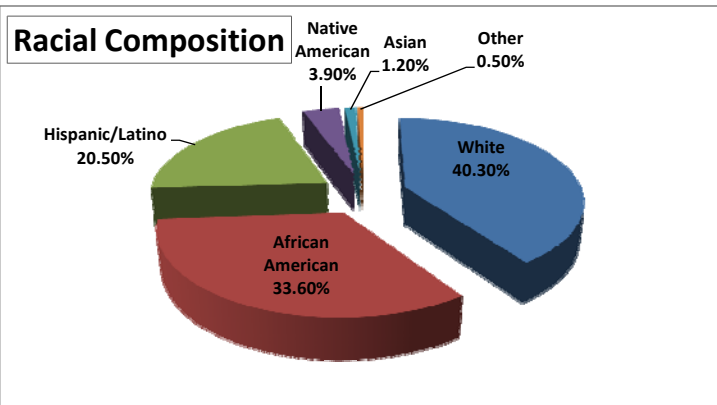
Age Composition of Clients (% of State Funds)*

\$	961,666.00	
17 & Under	\$ 360,624.75	37.50%
18 to 64	\$ 524,107.97	54.50%
65 & Over	\$ 76,933.28	8.00%
	\$ 961,666.00	100.00%

Age Composition of Clients (% of SNAP LBS)*

	1,285,276	
17 & Under	481,978.50	37.50%
18 to 64	700,475.42	54.50%
65 & Over	102,822.08	8.00%
	1,285,276.00	100.00%

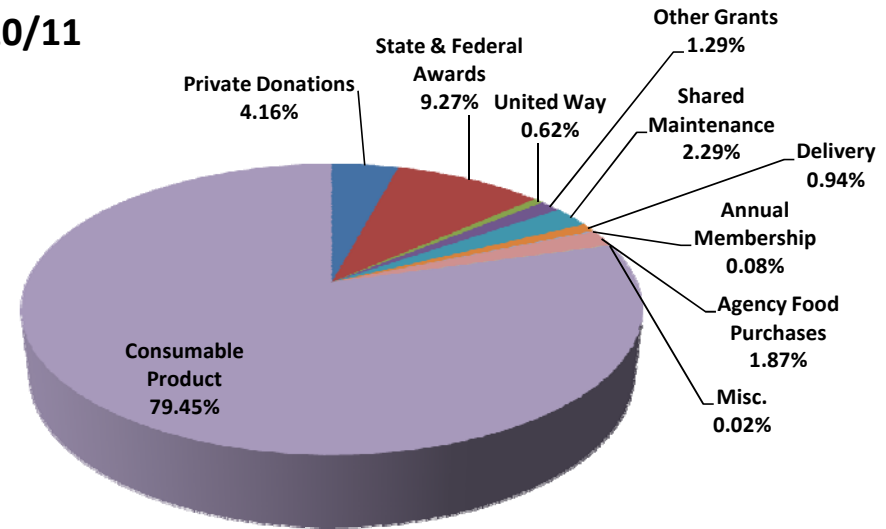
* Percentages based on the 2010 Feeding America Hunger Study
Client Race and Age Composition



**Revenue Summary
FY 10/11 & 11/12**

	2010/11	2011/12
Private Donations	\$ 294,786.00	\$ 338,914.00
State & Federal Awards	\$ 657,217.00	\$ 1,079,732.00
United Way	\$ 44,272.00	\$ 54,424.00
Other Grants	\$ 91,683.00	\$ 115,359.00
Shared Maintenance	\$ 162,530.00	\$ 155,382.00
Delivery	\$ 66,874.00	\$ 65,846.00
Annual Membership	\$ 5,380.00	\$ 5,338.00
Agency Food Purchases	\$ 132,231.00	\$ 149,678.00
Misc.	\$ 1,756.00	\$ 12,380.00
Consumable Product	\$ 5,633,339.00	\$ 5,464,285.00
Total Support and Revenue	\$ 7,090,068.00	\$ 7,441,338.00

FY10/11



FY11/12

